



**LVIV NATIONAL  
DANYLO HALYTSKY MEDICAL UNIVERSITY**

**Department of Obstetrics and Gynecology**


“ APPROVE”  
The first vice-rector  
on scientific and pedagogical work  
Iryna Soloninko  
  
« 10 » 05 2023  


**EDUCATIONAL PROGRAM  
Obstetrics and gynecology  
OK 32**

Training of specialists of the second (master's) level of higher education in the field of knowledge 22 "Health"  
Specialty 222 "Medicine" .  
Individual profile course of your choice: Obstetrics and gynecology  
Faculty, course: medical faculty, 4th year


Discussed and approved  
at a meeting of the department  
obstetrics and gynecology  
Protocol № 6/97  
from "31 " 03 2023

Head of Department

  
Leonid Markin

Approved  
profile methodical commission  
in surgical disciplines  
Protocol № 20  
from "27" 04 2023

Chairman of the profile methodical  
commission

  
Victor Andryushchenko

Lviv 2023

**LVIV NATIONAL  
DANYLO HALYTSKY MEDICAL UNIVERSITY**

**Department of Obstetrics and Gynecology**

“ APPROVE”  
The first vice-rector  
on scientific and pedagogical work  
Iryna Soloninko

« \_\_\_\_\_ » \_\_\_\_\_ 2023

**EDUCATIONAL PROGRAM  
Obstetrics and gynecology  
OK 32**

Training of specialists of the second (master's) level of higher education in the field of knowledge 22 "Health"  
Specialty 222 "Medicine" .  
Individual profile course of your choice: Obstetrics and gynecology  
Faculty, course: medical faculty, 4th year

Discussed and approved  
at a meeting of the department  
obstetrics and gynecology  
Protocol № 6/97  
from "31 " 03 2023

Head of Department

\_\_\_\_\_  
Leonid Markin

Approved  
profile methodical commission  
in surgical disciplines  
Protocol № 20  
from "27" 04 2023

Chairman of the profile methodical  
commission

\_\_\_\_\_  
Victor Andryushchenko

**Lviv 2023**

The working curriculum of the discipline "Obstetrics and Gynecology" for 4th year master's students of the Faculty of Medicine, studying at the Lviv National Medical University named after Danylo Halytsky, majoring in "222 Medicine" were:

**Markin L.B.** - Head of the Department of Obstetrics and Gynecology, Lviv National Danylo Halytsky Medical University, Corresponding Member of the National Academy of Medical Sciences of Ukraine, MD, Professor.

**Yashchenko L.M.** - Associate Professor of Obstetrics and Gynecology, Lviv National Danylo Halytsky Medical University. PhD.

Changes and additions to the curriculum for the 2023-2024 academic year

<b>№</b>	<b>Contents of changes (additions)</b>	<b>Date and Protocol № of the department meeting</b>	<b>Notes</b>
1.	The list of recommended literature has been updated by modern sources in Ukrainian and English	Protocol No. 6/97 from "31" March 2023	

Head of Department  
MD, Corresponding Member NAMS of Ukraine,  
prof. L.B. Markin

## INTRODUCTION

### Program of academic discipline

#### Obstetrics and Gynecology

According to the Standard of Higher Education of the Second (Master's)

Level 22 «Health Care»

Specialties 222 "Medicine"

### I. Description of the subject of discipline.

According to the Curriculum, the teaching of the cross-cutting discipline "Obstetrics and Gynecology" is carried out in 4-6 courses. The organization of the educational process is carried out according to the European credit transfer system for the organization of the educational process (ECTS).

The subject direction of the discipline is to obtain knowledge of the compulsory discipline of professional training "Obstetrics and gynecology", the study of which is necessary for successful professional activities. The subject direction of the program is the study of physiological and pathological processes that occur in the woman's body, associated with conception, pregnancy, childbirth and postpartum period and gynecological diseases, the program is focused on obtaining knowledge about the physiological and pathological course of these conditions, the formation of practical skills and skills.

The program is developed taking into account the principles of evidence-based medicine and on the basis of standards of medical care in obstetrics and gynecology, approved by orders of the Ministry of Health of Ukraine. The discipline "Obstetrics and Gynecology" is one of the main sections of the medical specialty, which trains a highly qualified doctor.

The structure of the discipline	Number of credits, hours, of them			SS	Year of study semester	type of control
	Total	Classroom				
		Lectures (hours)	Practical classes (hours)			
<b>Course title: Gynecology Sections 1</b>	<b>3,0 credits / 90 hours</b>	<b>8</b>	<b>37</b>	<b>45</b>	<b>4th year (VII / VIII semesters)</b>	<b>credit</b>

**The subject of study** of the discipline is "Obstetrics and Gynecology". The amount of student workload is described in ECTS credits - credits, which are credited to students upon successful completion of the final credit. The discipline program "Obstetrics and gynecology" is structured in to sections.

Types of educational activities of students according to the curriculum are: a) practical classes; b) independent work of students.

Practical classes last 4 hours. According to the methodology of the organization, they are clinical, aimed at controlling the assimilation of theoretical material and the formation of practical skills, as well as the ability to analyze and apply the acquired knowledge to solve practical problems.

The assimilation of the topic is controlled in practical classes according to specific goals.

The list of criteria for the provision of obstetric and gynecological care is regulated by the relevant protocols in the specialty "Obstetrics and gynecology" of the Ministry of Health of Ukraine.

Means of control are test tasks, clinical situational tasks; control of practical skills.

Independent work of the student is one of the organizational forms of study, regulated by the work curriculum and carried out by the student independently outside the classroom classes. Considered only in terms of independent work of the student: curation of a pregnant or gynecological patient and writing a history of the disease, search and study of additional literature, creation of algorithms, structural and logical schemes, writing abstracts, annotations, reports for speaking with messages in practical classes, duty in the clinic outside the study time.

Individual assignment is a form of organization of training in order to deepen, summarize and consolidate the knowledge that students receive in the learning process, as well as the application of this knowledge in practice, that is, an individual educational and research task.

Control of the assimilation of the discipline is carried out upon its completion at the final control lesson (test).

The assessment of the student's success in the discipline is rated and is set on a traditional scale.

The Departments of Obstetrics and Gynecology have the right to make changes to the curriculum within 15% of the time allocation depending on the directions of scientific research, organizational and diagnostic capabilities of clinical bases, but are obliged to fulfill in general the scope of requirements in the academic discipline "Obstetrics and gynecology" (IV-VI courses) in accordance with the ultimate goals of EQCh and EPP in terms of training and curriculum.

### **Interdisciplinary connections:**

«Obstetrics and Gynecology" as an academic discipline is based on the knowledge gained by students in the study of medical biology, normal and pathological anatomy, topographic anatomy, normal and pathological physiology of the reproductive system of a woman, histology and embryology, microbiology, pharmacology, clinical genetics, internal professional and infectious diseases, surgical diseases, hygiene, social medicine, organization and economics health protection and integrates with these disciplines.

## **1. The purpose and objectives of the discipline**

1.1. **The purpose** of teaching the discipline "Obstetrics and gynecology" is: acquisition of knowledge on physiological and pathological obstetrics, conservative and operative gynecology, assimilation of general principles of pregnancy, childbirth and postpartum period, ability to analyze the obstetric situation and surgical risks of gynecological patient, use basic and additional research methods, demonstrate skills according to educational and professional program.

1.2. **The main tasks of studying the discipline "Obstetrics and gynecology":**

- Interpret the clinical anatomy of the female genitalia and the physiology of the reproductive system.
- Make a preliminary diagnosis of the main gynecological diseases, plan the examination and tactics of keeping the patient.
- Identify etiological and pathogenetic factors of the main diseases of the female reproductive system.
- Identify factors affecting family planning and develop activities aimed at rational family planning.
- Plan pregnancy tactics, physiological childbirth and the postpartum period.
- Make a preliminary diagnosis of complications of pregnancy, childbirth and the postpartum period.
- Perform the necessary medical manipulations.
- Plan and provide emergency care in obstetrics and gynecology.

## **1.3 Competences and learning outcomes**

It lays the foundations for the formation of students' skills, which are determined by the ultimate goals of studying obstetrics and gynecology as an independent discipline and can be used by students to logically justify the diagnosis of the disease, conduct differential diagnosis, therapy, prevention and rehabilitation of patients, the ability to provide medical care in emergency conditions in the work of a general practice.

In accordance with the requirements of the Standard of Higher Education, discipline ensures that students acquire **competencies:**

- **integral:**

ability to solve typical and complex specialized tasks and practical problems in professional activities in the field of health care, or in the learning process, which involves research and / or innovation and is characterized by complexity and uncertainty of conditions and requirements.

**-general(GK)**

GK 1.	Ability to abstract thinking, analysis and synthesis.
GK 2.	Ability to learn and master modern knowledge.
GK 3.	Ability to apply knowledge in practical situations.
GK 4.	Knowledge and understanding of the subject area and understanding of professional activity.
GK 5.	Ability to adapt and act in a new situation.
GK 6.	Ability to make informed decisions.
GK 7.	Ability to work in a team.
GK 8.	Ability to interpersonal interaction.
GK 9.	Ability to communicate in a foreign language.
GK 10.	Ability to use information and communication technologies.
GK 11.	Ability to search, process and analyze information from various sources.
GK 12.	Definiteness and perseverance in terms of tasks and responsibilities.
GK 13.	Awareness of equal opportunities and gender issues.
GK 14.	The ability to exercise own rights and responsibilities as a member of society, to realize the values of civil (free democratic) society and the need for its sustainable development, the rule of law, human rights and freedoms and the citizen of Ukraine.
GK 15.	Ability to preserve and increase moral, cultural, scientific values and achievements of society based on understanding the history and patterns of development of the subject area, its place in the general system of knowledge about nature and society and in the development of society, techniques and technologies. active recreation and leading a healthy lifestyle.

*- Special (professional, subject) (PC):*

PC 1.	Ability to collect medical information about the patient and analyze clinical data.
PC 2.	Ability to determine the required list of laboratory and instrumental studies and evaluate their results.
PC 3.	Ability to establish a preliminary and clinical diagnosis of the disease.
PC 4.	Ability to determine the required mode of work and rest in the treatment of diseases.
PC 5.	Ability to determine the nature of nutrition in the treatment and prevention of diseases.
PC 6.	Ability to determine the principles and nature of treatment and prevention of diseases.

PC 7.	Ability to diagnose emergencies.
PC 8.	Ability to determine the tactics of emergency medical care.
PC 9.	Ability to carry out medical and evacuation measures.
PC 10.	Ability to perform medical manipulations.
PC 11.	Ability to solve medical problems in new or unfamiliar environments with incomplete or limited information, taking into account aspects of social and ethical responsibility.
PC 12.	Ability to determine the tactics of physiological pregnancy, physiological childbirth and the postpartum period. Family planning and contraceptive counseling skills.
PC 13.	Ability to carry out sanitary and hygienic and preventive measures.
PC 15	Ability to conduct a performance examination
PC 16.	Ability to keep medical records, including electronic forms.
PC 17.	Ability to assess the impact of the environment, socio-economic and biological determinants on the health of the individual, family, population.
PC 18.	Ability to analyze the activities of a doctor, department, health care facility, ensure the quality of medical care and improve the efficiency of medical resources.
PC 21	Clearly and unambiguously convey one`s own knowledge, conclusions and arguments on health care problems and related issues to specialists and nonspecialists, in particular to people who are studying.
PC 23	The ability to develop and implement scientific and applied projects in the field of health care.
PC 24.	Adherence to ethical principles when working with patients, laboratory animals.
PC 25	Adherence to professional and academic integrity, be responsible for the accuracy of scientific results.

### Competence matrix

<b>№</b>	<b>Competence</b>	<b>Knowledge</b>	<b>Skills</b>	<b>Communication</b>	<b>Autonomy and responsibility</b>
<b>1</b>	<b>2</b>	<b>3</b>	<b>4</b>	<b>5</b>	<b>6</b>
<b>Integral competence</b>					

Ability to solve complex problems,including research and innovation in medicine.The ability to continue learning with a high degree of autonomy.

**General competencies**

1	Ability to abstract thinking, analysis and synthesis.	+	+	+	+
2	Ability to learn and master modern knowledge.	+	+	+	+
3	Ability to apply knowledge in practical situations	+	+	+	+
4	Knowledge and understanding of the subject area and understanding of professional activity	+	+	+	+
5	Ability to adapt and act in a new situation.	+	+	+	+
6	Ability to make informed decisions	+	+	+	+
7	Ability to work in a team.	+	+	+	+
8	Ability to interpersonal interaction.	+	+	+	+
9	Ability to communicate in a foreign language.	+	+	+	+
10	Ability to use information and communication technologies.	. +	. +	+	+
11	Ability to search, process and analyze information from various sources	. +	. +	+	+
12	Definiteness and perseverance in terms of tasks and responsibilities	. +	. +	+	+



13	Awareness of equal opportunities and gender issues	. +	. +	+	+
14	The ability to exercise own rights and responsibilities as a member of society, to realize the values of civil (free democratic) society and the need for its sustainable development, the rule of law, human rights and freedoms and the citizen of Ukraine.	. +	. +	+	+
15	Ability to preserve and increase moral, cultural, scientific values and achievements of society based on understanding the history and patterns of development of the subject area, its place in the general system of knowledge about nature and society and in the development of society, techniques and technologies. active recreation and leading a healthy lifestyle.	. +	. +	+	+

### Special (professional, subject) competences

1	Ability to collect medical information about the patient and analyze clinical data.	. +	. +	+	+
2	Ability to determine the required list of laboratory and instrumental studies and evaluate their results.	. +	. +	+	+
3	Ability to establish a preliminary and clinical diagnosis of the disease.	. +	. +	+	+
4	Ability to determine the required mode of work and rest in the treatment of diseases.	. +	. +	+	+

5	Ability to determine the nature of nutrition in the treatment and prevention of diseases	. +	. +	+	+
6	Ability to determine the principles and nature of treatment and prevention of diseases.	. +	. +	+	+
7	Ability to diagnose emergencies	. +	. +	+	+
8	Ability to determine the tactics of emergency medical care.	. +	. +	+	+
9.	Ability to carry out medical and evacuation measures.	. +	. +	+	+
10	Performing medical manipulations	. +	. +	+	+
11.	Ability to solve medical problems in new or unfamiliar environments with incomplete or limited information, taking into account aspects of social and ethical responsibility.	. +	. +	+	+
12	Ability to determine the tactics of physiological pregnancy, physiological childbirth and the postpartum period. Family planning and contraceptive counseling skills.	. +	. +	+	+
13	Ability to carry out sanitary and hygienic and preventive measures.	. +	. +	+	+

15.	Ability to conduct a performance examination.	. +	. +	+	+
16	Ability to keep medical records, including electronic forms.	. +	. +	+	+
17.	Ability to assess the impact of the environment, socio-economic and biological determinants on the health of the individual, family, population.	. +	. +	+	+
18	Ability to analyze the activities of a doctor, department, health care facility, ensure the quality of medical care and improve the efficiency Of medical resources.	. +	. +	+	+
21	To communicate one's knowledge, conclusions and arguments on health issues and related issues to specialists and non-specialists. In particular to persons as they study.	. +	. +	+	+
23	Ability to develop and implement scientific and applied projects in the field of health care.	. +	. +	+	+
24	Adherence to ethical principles when working with patients, laboratory animals.	. +	. +	+	+
25	Adherence to professional and academic integrity, be responsible for the accuracy of scientific results.	. +	. +	+	+

### III. Learning Outcomes:

1. Collect complaints about the patient, history of the disease, history of life, conduct and evaluate the results of physical examination.
2. Evaluate information about the diagnosis using a standard procedure based on the results of laboratory and instrumental studies.
3. Highlight the leading clinical symptom or syndrome. Establish the most likely or syndrome diagnosis of the disease. Prescribe laboratory and / or instrumental examination of the patient. Carry out differential diagnosis of diseases. Establish a preliminary and clinical diagnosis.
4. Determine the necessary mode of work and rest in the treatment of the disease.
5. Determine the necessary therapeutic nutrition in the treatment of the disease.
6. Determine the principles and nature of treatment (conservative, operative) disease.
7. Determine the tactics of emergency medical care on the basis of a diagnosis of an emergency.
8. Provide emergency medical care on the basis of a diagnosis of an emergency.
9. Determine the tactics of physiological pregnancy, physiological childbirth and the postpartum period.
10. Perform medical manipulations.
11. Prepare an annual report on personal production activities; to keep medical documentation on the patient and the population contingent.
12. Conduct screening to identify the most important non-communicable diseases; assess morbidity rates, integrated health indicators; identify risk factors for the occurrence and course of diseases; to form risk groups of the population. Determine the source and/or location of the necessary information depending on its type; receive the necessary information from a certain source; process and analyze the received information.
13. To investigate the scope and effectiveness of the activities of the doctor, unit, health care institution; identify defects in the activities and the reasons for their formation. Carry out the selection and use unified clinical protocols for the provision of medical care, developed on the basis of evidence-based medicine; develop and use local protocols for the provision of medical care.
14. Organize the work of medical staff; to form rational medical routes of patients; organize interactions with colleagues, organizations and institutions; to apply tools for promoting medical services.
15. To form goals and to mark the structure of personal activity.
16. Follow a healthy lifestyle, use the techniques of self-regulation and self-control.
17. To realize and be guided in their activities by civil rights, freedoms and responsibilities, to raise the general educational cultural level.
18. Comply with the requirements of ethics, bioethics and deontology in their professional activities.
19. To organize the necessary level of individual safety (own and persons who care for) in case of typical dangerous situations in the individual field of activity.
20. To form dispensary groups of patients among the fixed contingent of the population; groups of healthy people subject to dispensary supervision. Implement a system of anti-epidemic and preventive measures within the framework of primary health care. Implement a system of primary prevention measures within the framework of primary health care. Organize secondary and tertiary prevention measures among the assigned contingent of the population
21. Plan measures to prevent the spread of infectious diseases. Carry out detection and early diagnosis of infectious diseases; primary anti-epidemic measures in the center of an infectious disease. Identify risk groups, risk areas, time of risk, risk factors and carry out epidemiological analysis of infectious diseases of the population.

#### Program learning outcomes (PLO) for the discipline:

PLO 1.	Have a thorough knowledge of the structure of professional activity. Be able to carry out professional activities that require updating and integration of knowledge. Be responsible for professional development, the ability to further professional training with a high level of
--------	--------------------------------------------------------------------------------------------------------------------------------------------------------------------------------------------------------------------------------------------------------------------------------------

	autonomy.
PLO 2.	Understanding and knowledge of basic and clinical biomedical sciences, at a level sufficient to solve professional problems in the field of health care.
PLO 3.	Specialized conceptual knowledge, which includes scientific achievements in the field of health care and is the basis for research, critical understanding of problems in the field of medicine and related interdisciplinary problems.
PLO 4.	Identify and identify the leading clinical symptoms or syndromes (according to list 1), according to standard methods, using preliminary history of the patient, examination data, knowledge about the person, his organs and systems. Establish a preliminary clinical diagnosis of the disease (according to list 2).
PLO 5.	Collect complaints, anamnesis of life and disease, assess the psychomotor and physical development of the patient, the condition of organs in body systems, based on the results of laboratory and instrumental studies to assess information about the diagnosis (list 4). Taking into account the patient's age.
PLO 6.	Establish a final clinical diagnosis by making an informed decision and analysis of the obtained subjective and objective data of clinical, additional examination, differential diagnosis, adhering to the relevant ethical and legal norms, under the supervision of a physician-manager in a health care facility (list 2).
PLO 7.	Prescribe and analyze additional (mandatory and optional) methods of examination (laboratory, functional and/or instrumental) (according to list 4) of patients with diseases of organs and systems of the body for differential diagnosis of diseases (according to list 2). Carry out differential diagnosis of diseases.
PLO 8.	Determine the main clinical syndrome or the severity of the victim's condition (according to list 3) by making an informed decision and assessing the person's condition under any circumstances (in a health care facility, outside it), including in conditions of emergency and hostilities, in the field, in conditions of lack of information and limited time.
PLO 9.	Determine the nature and principles of treatment of patients (conservative, operative) with diseases (according to list 2), taking into account the age of the patient, in a health care facility, outside it and at the stages of medical evacuation, including in the field, on the basis of a preliminary clinical diagnosis, adhering to the relevant ethical and legal norms, by making an informed decision on existing algorithms and standard schemes, if necessary to expand the standard scheme to be able to justify personalized recommendations under the supervision of a physician.
PLO 10.	Determine the necessary mode of work, rest and nutrition on the basis of the final clinical diagnosis, adhering to the relevant ethical and legal norms, by making an informed decision according to existing algorithms and standard schemes.
PLO 11.	Determine the approach, plan and tactics of physiological pregnancy, physiological childbirth and the postpartum period by making an informed decision according to existing algorithms and standard schemes.
PLO 12.	Assess the general condition of the newborn child by making an informed decision according to existing algorithms and standard schemes, adhering to the relevant ethical and legal norms.
PLO 13.	Assess and monitor the child's development, provide recommendations for breastfeeding and nutrition depending on age, organize preventive vaccinations on the calendar.
PLO 14.	Identify tactics and provide emergency medical care in emergencies (according to list 3) for a

	limited time in accordance with existing clinical protocols and treatment standards.
PLO 15.	Organize the provision of medical care and medical and evacuation measures to the population and servicemen in emergencies and hostilities, including in the field.
PLO 16.	To form rational medical routes of patients; to organize interaction with colleagues in the and other establishments, the organizations and establishments; to apply tools for the promotion of medical services on the market, based on the analysis of the needs of the population, in the conditions of functioning of the health care institution, its subdivision, in a competitive environment.
PLO 17.	Perform medical manipulations (according to list 5) in a medical institution, at home or at work on the basis of a previous clinical diagnosis and / or indicators of the patient's condition by making an informed decision, adhering to the relevant ethical and legal norms.
PLO 18.	Determine the state of functioning and limitations of a person's life and duration of incapacity for work with the relevant documents, in a health care facility on the basis of data on the disease and its course, features of professional activity, etc. Maintain medical records of the patient and the population on the basis of regulations.
PLO 21.	Search for the necessary information in the professional literature and databases of other sources, analyze, evaluate and apply this information.
PLO 22.	Apply modern digital technologies, specialized software, statistical methods of data analysis to solve complex health problems.
PLO 23.	Assess the impact of the environment on human health to assess the incidence of the population.
PLO 24.	Organize the necessary level of individual safety (own and those cared for) in case of typical dangerous situations in the individual field of activity.
PLO 25.	Clearly and unambiguously communicate their knowledge, conclusions and arguments on health issues and related issues to professionals and non-specialists.
PLO 27.	Communicate fluently in the state and English languages, both orally and in writing, to discuss professional activities, research and projects.
PLO 29.	Plan, organize and conduct activities for the specific prevention of infectious diseases, including in accordance with the National Calendar of preventive vaccinations, both mandatory and recommended. Manage vaccine residues, organize additional vaccination campaigns, including immunoprophylaxis measures.

#### **IV. Information volume of academic discipline**

3 ECTS credits 90 hours to study the discipline.

#### **Content module 1. Diseases of the organs of the female reproductive system.**

##### **Specific goals:**

1. Identify etiological and pathogenetic factors of the main diseases of the female reproductive system.
2. Make a preliminary diagnosis and make a differential diagnosis of the main gynecological diseases, plan examination and tactics for the patient.
3. To provide emergency assistance in gynecology.
4. Perform the necessary medical manipulations.

**Topic 1. Menstrual dysfunction in reproductive age, neuroendocrine syndromes. Dysfunctional uterine bleeding. Amenorrhea. Psychological and pathological conditions in the perimenopausal period. Diagnosis, tactics, prevention of COVID-19, impact on women's reproductive health.**

Menstrual function disorders in reproductive age, neuroendocrine syndromes.

The concept of the perimenopausal period. Physiological changes in the female genitalia during the perimenopausal period. Pathological conditions in the perimenopausal period. COVID-19 diagnostics, tactics, prevention.

**Topic 2. Neuroendocrine regulation of genital function. Abnormalities of the reproductive function of the reproductive system.**

Menstrual dysfunction in reproductive age, neuroendocrine syndromes.

The concept of perimenopausal period. Physiological changes in the female genitals during perimenopause. Pathological conditions in the perimenopausal period. COVID-19- diagnostics.

**Topic 3. Neuroendocrine syndromes.**

Neuroendocrine syndromes in gynecology.

**Topic 4. Benign neoplasms of the female genitals. Endometriosis.**

Benign neoplasms of the female genital organs. Diagnosis, treatment and prevention.

Endometriosis. Modern aspects of etiopathogenesis, diagnosis, treatment, and prevention of endometriosis.

**Topic 5. Background and precancerous diseases of the female genital organs. Malignant tumors. Trophoblastic diseases.**

Background and precancerous diseases of the female genitals. Malignant neoplasms of the female genitalia. Modern diagnostic methods, principles of treatment and prevention.

Trophoblastic diseases.

**Topic 6. Inflammatory diseases of the female genital organs.**

Modern approaches to the diagnosis and treatment of female urogenital inflammatory diseases. Diagnosis, treatment and prevention of sexually transmitted diseases.

**Topic 7. "Acute abdomen" in gynecology.**

Modern approaches to diagnosis and emergency care in acute abdomen.

Differential diagnosis with acute surgical pathology (appendicitis, intestinal obstruction, cholecystitis, renal colic, perforated gastric ulcer). Prevention of emergencies in gynecology.

Features of preparation and postoperative management of gynecological patients with urgent surgical interventions. Postoperative complications and their prevention. Rehabilitation after gynecological interventions.

**Topic 8: Infertile marriage. Family planning.**

Identify etiological and pathogenetic factors of major diseases of female reproductive system, leading to infertility.

Determine the preliminary clinical diagnosis based on the interpretation of the data of a special examination of an infertile couple.

Advise on contraceptive methods according to the periods of life and the choice of a specific method of contraception.

Determine the necessary examination before using the contraceptive. Determine the use of medical criteria for contraception. Medical and social significance of the problem of infertility in marriage.

Etiopathogenetic factors of infertility development. Examination of a married couple in a barren marriage. Modern principles and methods of treatment of female infertility. Indications for the use of assisted reproductive technologies.

Advising on the choice and use of contraception: stages of counseling. Methods of contraception according to periods of life.

Modern methods of contraception: classification, mechanism of action, advantages, disadvantages, the necessary examination before use, mode of use, side effects, instructions for the patient. Postpartum and post-abortion contraception.

WHO medical eligibility criteria: classification of categories, use of summary tables. Methods of contraception in women with HIV.

Infertility: classification, diagnosis, treatment.

## V. The structure of the discipline

Topic	Lecture	Practical classes	SS	Year of study	Type of control
Topic 1. Clinical anatomy and physiology of the female genitalia. Methods of examination of gynecological patients. General symptoms in gynecology. COVID-19-diagnosis, tactics, management, prevention, impact on women's reproductive health.	2	5	6	4	Credit
Topic 2. Neuroendocrine regulation of genital function. Dysfunction of the reproductive system.	1	5	6		
Topic 3. Neuroendocrine syndromes in gynecology.	1	4	5		
Topic 4. Benign tumors of the female genitalia. Endometriosis.	1	5	6		
Topic 5. Background and precancerous diseases of the female genitalia. Malignant neoplasms of the genitals. Trophoblastic diseases.	1	5	6		
Topic 6. Inflammatory diseases of the female genital organs.		4	5		
Topic 7. "Acute abdomen" in gynecology.	2	4	5		
Topic 8. Infertile marriage. Family planning.		5	6		
<b>Total</b>	8	37	45		

## VI. THEMATIC PLANS OF LECTURES

№ п/п	Topic	Hours
1	Anatomy and physiology of the female organisms.	2
2	Dysfunction of the reproductive system. Amenorrhea. Abnormal uterine bleeding. Neuroendocrine syndromes in gynecology.	2
3	Tumor diseases of the female genital organs.	2
4	"Acute abdomen" in gynecology.	2
	<b>Total</b>	<b>8</b>

## VII. THEMATIC PLANS OF PRACTICAL CLASSES

№ п/п	Topic	Hours
1.	Physiology of female genitalia. Methods of examination of gynecological patients.	5



	General symptomatology of gynecological diseases. COVID-19-diagnosis, tactics, management, prevention, impact on women's reproductive health.	
2.	Neuroendocrine regulation. Dysfunction of the reproductive system.	5
3.	Neuroendocrine syndromes in gynecology.	4
4.	Benign tumors of the female genitalia. Endometriosis.	5
5.	Background and precancerous diseases of the female genitalia. Malignant neoplasms of the genitals. Trophoblastic diseases.	5
6.	Inflammatory diseases of the female genital organs.	4
7.	"Acute abdomen" in gynecology.	4
8.	Infertile marriage. Family planning.	5
	<b>Total</b>	<b>37</b>

### VIII. THEMATIC PLAN OF SELF-STUDY OF STUDENTS

	Topic	Hours
1	Clinical anatomy and physiology of the female genitalia. Methods of examination of gynecological patients. General symptoms in gynecology. COVID-19-diagnosis, tactics, management, prevention, impact on women's reproductive health.	6
2	Neuroendocrine regulation of genital function. Dysfunction of the reproductive system. Neuroendocrine syndromes in gynecology.	6
3	Neuroendocrine syndromes in gynecology.	6
4	Benign tumors of the female genitalia. Benign mammary gland diseases. Endometriosis.	6
5	Background and precancerous diseases of the female genitalia. Malignant neoplasms of the genitals. Malignant mammary gland diseases. Trophoblastic diseases.	5
6	Inflammatory diseases of the female genital organs. Types of vaginal microbiocenosis.	5
7	"Acute abdomen" in gynecology. Ectopic pregnancy (surgery and conservative treatment).	6
8	Infertile marriage. Family planning. Curation of patients, preparation of educational history. Protection of educational history of the disease.	5
	<b>Total</b>	<b>45</b>

#### 9. Individual tasks

It is used to write a medical history, which is planned in the working curriculum for the 4th year

#### 10. Tasks for self-study

- Report of the abstract in a practical lesson
- Report at clinical conferences of departments
- Report the history of the disease in a practical lesson
- Writing abstracts, articles
- Mastering practical skills
- Review of scientific literature on topics

Independent work is a mandatory part of students' work, which is evaluated separately. It is divided into current (mandatory part is home self-preparation for practical classes) and individual educational and research tasks. Compulsory student work is an integral part of the study of almost every topic. The quality of the obligatory independent work is taken into account when assessing the success of the lesson. Individual independent work is evaluated by additional points, has different levels of complexity, must be completed by the end of the module. Independent works on the subject "Obstetrics and Gynecology" are made out by students in writing, performance control is carried out constantly during the semester in the relevant practical classes.

Verification of the mastered material on the subject of independent work is carried out on the final modular control. In practical classes, home self-preparation of independent work is checked, which is provided for the relevant topic of the practical lesson, is assessed during the current control of the topic of the classroom lesson. Assessment of mastering the topics that are submitted for independent study by students and are not included in the topics of practical classes, is carried out during the final module control with the help of tests and situational tasks.

## 11. Teaching methods

In the study of the discipline "Obstetrics and Gynecology" traditional teaching methods are used: verbal, visual, practical; as well as methods of educational and cognitive activities: explanatory-illustrative, reproductive, method of problem statement, partial-search, research method. Methods of control, as methods of teaching, are teacher control, self-control, mutual control. Multimedia support and tabular fund of the department are used for transfer and assimilation of knowledge during lectures. For the transfer and acquisition of knowledge, skills and abilities in practical classes are used textbooks, guidelines on the topic of the lesson, teaching materials, models, demonstration of windows, tools for practicing practical skills, situational tasks. Educational films are shown at each lesson. Independent work of students involves preparation for practical classes and elaboration of individual topics that are part of practical classes or submitted for independent study. For this purpose textbooks, methodical recommendations, etc. are developed. All necessary materials (abstracts and presentations of lectures, methodical developments, normative documents) are presented on the information platform of LNMU named after Danylo Halytsky MISA.

## 12. Control methods.

Types of control - current and final.

Form of final control according to the curriculum: credit.

Current control is carried out at each practical lesson in accordance with the specific objectives of each topic. In assessing the educational activities of students, preference is given to standardized methods of control: testing, structured written work, solving situational problems, structured by the procedure of control of practical skills in conditions close to real ones.

Assessment of current educational activity: During the assessment of mastering each topic for the current activity of the student grades are set on a 4-point (traditional) scale, taking into account the approved assessment criteria for the discipline. This takes into account all types of work provided by the curriculum. The student has the right to receive a grade on each topic. Forms of assessment of current educational activities include control of theoretical and practical training.

Criteria for assessing the current educational activities of the student

Students' knowledge is assessed from both theoretical and practical training according to the following criteria:

**Excellent ("5")** - The student correctly answered 90-100% of the tests of format A. Correctly, clearly logically and fully answers all standardized questions of the current topic, including questions of the lecture course and independent work. Closely connects theory with practice and correctly performs practical work with writing a conclusion on the results. Freely reads the results of laboratory tests, solves situational problems of increased complexity, is able to summarize the material, has the methods of laboratory tests to the required extent.

**Good ("4")** - The student correctly answered 70-89% of the tests of A. format. Correctly, and in fact answers the standardized questions of the current topic, lecture course and independent work. Demonstrates performance (knowledge) of practical skills. Correctly uses theoretical knowledge in solving practical problems. Is able to solve easy and medium situational problems. Has the necessary practical skills and techniques to perform them in excess of the required minimum.

**Satisfactory ("3")** - The student correctly answered 50-69% of the tests of format A. Incomplete, with the help of additional questions, answers the standardized questions of current activity, lecture course and independent work. Cannot build a clear, logical answer on their own. During the answer and demonstration of practical skills, the student makes mistakes. The student solves only the easiest problems, has only a mandatory minimum of research methods.

**Unsatisfactory ("2")** - The student correctly answered less than 50% of the tests of format A. Does not know the material of the current topic, can not build a logical answer, does not answer additional questions, does not understand the content of the material. Makes significant, gross mistakes when answering and demonstrating practical skills.

The maximum number of points that a student can score for the current academic activity for admission to the exam (differentiated test) is 120 points. The minimum number of points that a student must score for the current academic activity for admission to the exam (differentiated test) is 72 points. The calculation of the number of points is based on the grades obtained by the student on a 4-point (national) scale during the study of the discipline, by calculating the arithmetic mean (CA), rounded to two decimal places. The obtained value is converted into points on a multi-point scale as follows:  $x = CA \times 120/5$  For convenience, a table of recalculation on a 200-point scale: Types of control - current and final.

**Recalculation of the average grade for current activities in a multi-point scale (final control-exam)**

4- score scale	200- score scale	4- score scale	200- score scale	4- score scale	200- score scale	4- score scale	200- score scale
5	120	4,45	107	3,91	94	3,37	81
4	119	4,41	106	3,87	93	3,33	80
4	118	4,37	105	3,83	92	3,29	79
4	117	4,33	104	3,79	91	3,25	78
4	116	4,29	103	3,75	90	3,2	77
4	115	4,25	102	3,7	89	3,16	76
4	114	4,2	101	3,66	88	3,12	75
4	113	4,16	100	3,62	87	3,08	74
4	112	4,12	99	3,58	86	3,04	73
4	111	4,08	98	3,54	85	3,99	72
4	110	4,04	97	3,49	84	Less 3	Not enough
4	109	3,99	96	3,45	83		
4	108	3,95	95	3,41	82		

Students' independent work is assessed during the continuous control of the topic in the relevant lesson. Assimilation of topics that are submitted only for independent work is controlled by the final control.

**13. Forms of final control of learning success**

Final control is carried out in order to assess learning outcomes at a certain educational and qualification level and at some of its completed stages on a national scale and ECTS scale. Final control includes semester control and student certification.

The exam is a form of final control of the student's assimilation of theoretical and practical material from a separate discipline for the semester, which is held as a control event. A student is considered admitted to the semester exam in the discipline if he attended all classes provided by the curriculum in the discipline, performed all types of work provided by the work program of this discipline and during its study during the semester scored at least the minimum (72 points).

The examination is conducted in writing during the examination session, according to the schedule. The form of the examination should be standardized and include control of theoretical and practical training.

Criteria for assessing the exam in the discipline "Obstetrics and Gynecology"

The exam in the discipline of Obstetrics and Gynecology includes the solution of 80 test tasks, covering materials in the discipline of Obstetrics and Gynecology for 4th and 5th year. Each test task is evaluated in 1 point.

The maximum number of points that a student can score when passing the exam is **80**.

The minimum number of points in the exam - not less than **50**.

#### **14. Scheme of accrual and distribution of points received by students**

The grade for the discipline that ends with the exam is defined as the sum of points for the current educational activity (not less than 72) and points for the exam (not less than 50). The scores of students studying in one specialty, taking into account the number of points scored in the discipline are ranked on the ECTS scale as follows:

<b>Rating ECTS</b>	<b>Statistical indicator</b>
A	The best 10% of students
B	The next 25% of students
C	The next 35% of students
D	The next 25% of students
E	The last 10% of students

Ranking with the assignment of grades "A", "B", "C", "D", "E" is carried out by the dean's office or other structural unit by decision of the Academic Council educational department for students of this course who study in one specialty and successfully completed the discipline. According to the decision of the Academic Council, it is recommended to rank students - citizens of foreign countries in the same array with students - citizens of Ukraine who study in the same specialty. With the permission of the rector, the student can increase the grade in the discipline by rearranging the final control (not more than three times during the entire period of study). Discipline scores for students who have successfully completed the program are converted into a traditional 4-point scale according to the absolute criteria, which are given in the table below:

<b>Scores from the discipline</b>	<b>Score on a 4-point scale</b>
From 170 to 200 points	5
From 140 to 169 points	4
From 139 points to the minimum number of points that a student must score	3
Below the minimum number of points that a student must score	2

The ECTS score is NOT converted to the traditional four-point scale, as the ECTS scale and the four-point scale are independent.

Multi-point and four-point scales characterize the actual success of each student in mastering the discipline. The ECTS scale is relative, comparative, rating, which establishes the student's belonging to the group of the best or worst among the reference group of classmates (faculty, specialty). Therefore, the grade "A" on the scale can not be equal to the grade "excellent", and the grade "B" - the grade "good" and so on. As a rule, when converting from a multi-point scale, the limits of grades "A", "B", "C", "D", "E" on the ECTS scale do not coincide with the limits of grades "5", "4", "3" on the traditional scale.

The objectivity of the assessment of students' learning activities is checked by statistical methods (correlation coefficient between ECTS assessment and assessment on a national scale).

## 15. Methodical support

Educational content:

- summary or extended lecture plan
- plans for practical classes
- tasks for independent work
- guidelines / recommendations for students and teachers
- algorithms of treatment and first aid (according to the standards of evidence-based medicine)
- algorithms for performing skills practices, medical manipulations, videos
- results of laboratory and instrumental research methods
- dummies, phantoms, etc.
- simulators, electronic reference books, computers with appropriate information support
- questions, tasks, tasks or cases for current and final control.

## Recommended Books

### Basic

1. Акушерство та гінекологія: У 4 т.: національний підручник / Кол. авторів; за ред. акад. НАМН України, проф. В.М. Запорожана. Т.1: Акушерство / В.М. Запорожан, В.К. Чайка, Л.Б. Маркін та ін.; за ред. акад. НАМН України, проф. В.М. Запорожана. К.:ВСВ " Медицина ", 2013. 1032с.
2. Акушерство і гінекологія: у 2 книгах. Книга 1. Акушерство: підручник / В.І. Грищенко, М.О. Щербина, Б.М. Венцківський та ін. — 4-е видання. К.: Медицина, 2020. 424 с.
3. Клінічне акушерство та гінекологія: 4-е видання / Браян А. Магован, Філіп Оуен, Ендрю Томпсон. – 2021. – ВСВ «Медицина». – 512 с.
4. Markin L.B., Shatylovych K.L. Intercurrent diseases during pregnancy and delivery: textbook. Lviv: LA Pyramid, 2023, 388 p.
5. Маркін Л.Б., Шахова О.В. та співавт. Мала студентська енциклопедія з акушерства та гінекології. – 2014. – Львів, Посвіт

### Additional

1. Невідкладні стани в акушерстві: навчальний посібник (Венцківський Б.М., Камінський В.В., Грищенко В.І. та ін.)- К.:Золотые ворота, 2010.-246 с.
2. Emergencies in obstetrics and gynecology / L.Markin, O.Medvyedyeva, O.Matviienko. – Lviv: ЗУКЦ, 2018. – 160 p.
3. Доброякісні пухлини матки та яєчників у вагітних. Маркін Л.Б., Бойчук А.В., Шатилович К.Л., – Львів, 2016. – 84 с.
4. Pragmatic obstetrics and gynecology: підручник англійською мовою Markin L.B., Zimenkovsky A.B., Podolskyi Vol.V. and other, LNMU name after Danylo Halytsky, 2021.-236 p.
5. Маркін Л.Б., Маляр В.В. Ідіопатичне маловоддя та багатоводдя: Монографія / Л.Б.Маркін, В.В.Маляр. – Ужгород: Поліграфцентр «Ліра», 2019. – 218 с.
6. Modern aspects of obstetrics and gynecology / L.Markin, O.Matviienko, S.Markin, V.Flud. – Lviv: Літературна агенція «ПІРАМІДА», 2022. – 212 p.
7. Діючі «Клінічні протоколи» затверджені наказом МОЗ України з акушерства і гінекології

## 16. Information resources

Misa distance learning service

<http://misa.meduniv.lviv.ua/course/view.php?id=743>

